

# Keying and Cylinders



We take the worry out of  
protecting what's valuable to you.  
Lockwood: *no worries*<sup>®</sup>



ASSA ABLOY

25YEAR

MECHANICAL  
WARRANTY


[www.lockweb.com.au](http://www.lockweb.com.au)

# Contents



## Overview

page 3



## Master Keying Information

page 4



## MT5 Keying Platform

page 5



## GEN6T Keying Platform

page 8



## Cylinders

page 9



## Modular Cylinder Extensions

page 22

# Overview

The locks, hardware and accessories that you install on your buildings all rely on the integration of the lock cylinder and the key. The lock cylinder and key constitute the keying system. The lock cylinder is central to the lock mechanism installed on your door. This combination controls who is allowed or denied access to the door.

ASSA ABLOY Australia Pty Limited manufacture a range of Lockwood Cylinders to suit residential and commercial applications.

With technological changes in the security industry, you now have a choice of how you wish to secure your premises and control the access throughout the building.

To begin with, you have a choice of a standard pin tumbler mechanism. This is a convenient system available in five and six pin variations and suitable for residential and commercial applications.

The next option is a keying system that incorporates features such as Design Registration and Patent Protection.

Control of the distribution of keys and keyblanks ensures that only authorised companies and individuals can purchase additional keys for your premises. e.g. Lockwood MT5 and Lockwood GEN6T® keying systems.

Only security professionals who have complied with strict guidelines are able to purchase certain Lockwood restricted keying system products. These professionals maintain your keying system by verifying that the authority criteria has been met.

Once you have established the type of keying system

that suits your needs, you can consult our Special Keying Advisory Service to determine the keying schedule for your building. This may be a Grand Master Key System, a Master Key System or the simplicity of one key convenience for your home.

## Lockwood MT5

The MT5 Technology is the very latest used in Lockwood key systems. Two systems, MT5 and MT5+, use the technology which features the Alpha Spring, Telescopic Pins and Locking Bar. MT5 Technology offers the highest technical key copy protection of all Lockwood systems.

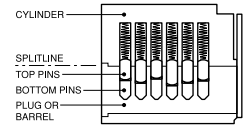
## Lockwood GEN6T®

The range of key and barrel profiles in the Lockwood GEN6T system are Design Registered in Australia and New Zealand. This is a six pin inline keying system that is able to be transferred to a Lockwood GEN6T Service Centre, or can be maintained through our factory.

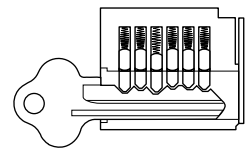
## General Keying Profiles

Standard Lockwood cylinders and locks are available to be specially keyed to suit your individual requirements. This allows you to choose the keying access to suit your needs, without restricting access to key cutting.

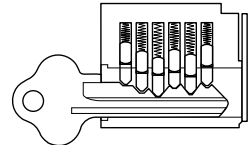
## The Pin Tumbler Mechanism



A standard pin tumbler cylinder with the key removed, showing the top pins held in their locking position across the splitline between the plug or barrel and cylinder.



The same cylinder with the correct key inserted, showing pin-breaks aligned with the splitline between the plug or barrel and cylinder, allowing the key to be turned.



The same cylinder with an incorrect key inserted showing the pin-breaks misaligned with the splitline, preventing the key from being turned.



# Master Keying Information

## Special Keying Systems

Most Lockwood locks with pin tumbler cylinders are supplied individually keyed. To provide extra convenience and security, specially keyed systems have been developed to enable the customer to control those locks which an individual is authorised to operate.

A specially keyed system designed to meet your individual requirements can be included in the specification of a new building or can be gradually introduced into an existing complex as old locks are replaced.

Specially keyed systems tend to grow as businesses grow. Therefore, align your keying needs with your projected growth.

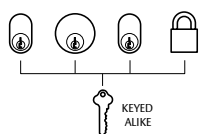
Once you install a Lockwood specially keyed system, you open a permanent line of security. Our records enable duplicate keys or additional locks to be supplied with ease and accuracy, but only on receipt of an official order, with all special keying records kept in strictest confidence.

### Keyed to Differ (KD)



With a keyed to differ system, each lock can only be opened by its own individual key. All Lockwood locks are supplied 'keyed to differ' unless a special keying system is requested.

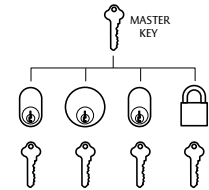
### Keyed Alike System (KA)



This system allows for a number of locks to be operated by the same key, it is ideally suited to residential applications such as front and back doors. There is no limit to the number of locks which can be keyed alike.

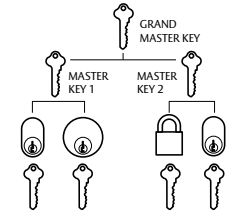
## Master Keyed System (MK)

A Master Keyed System is one where each lock has its own individual key which will not operate any other lock in the system, but where all locks in the system can be operated by one master key.



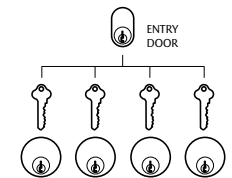
## Grand Master Keyed System (GMK)

The Grand Master Keyed System is an extension of the Master Keyed System where each lock has its own individual key and the locks are divided into two or more groups. Each group of locks is operated by a master key and the entire system is operated by one grand master key.



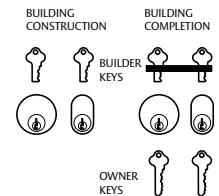
## Maison Keyed System (MAIS)

This system is widely used in apartments, flats, office blocks, hotels and motels. Each apartment, flat or office has its own individual key which will not operate the lock to any other apartment, flat, hotel room or office but will operate the locks to communal entry doors and other services areas.

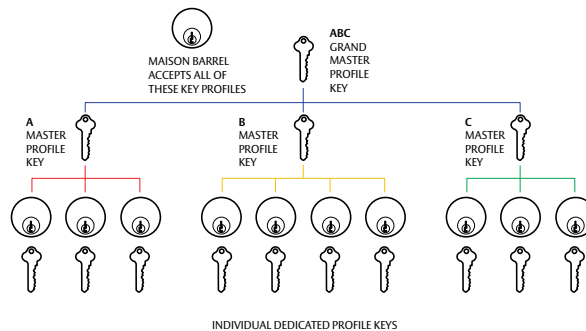


## Construction Keyed System (CK)

A system where it is necessary for contractors to gain entry to a building during construction. Once construction is complete the owners keys will block further access by the contractors.



## Multi-Element Profile Keying System (MEP)



A series of unique element key profiles where each element changes the overall shape of the profile. Each individual profile key will enter a dedicated keyway. The elements of some of these individual profiles in a group can be incorporated in one profile, resulting in a master profile key capable of entering all dedicated keyways in that group. Inclusion of all elements in the profile will result in a unique grand master profile capable of entering all corresponding individual keyways created by the elements in the series.

# MT5 Keying Platform



## The new concept – three mechanisms for more security

To guarantee the technical key security of a mechanical locking system it is necessary to select a system that is protected by key patents and also offers a high technical key copy protection. The new MT5 Locking System from Lockwood will achieve both of these.

Lockwood MT5 provides the highest possible level of protection against illegal key duplication via the revolutionary Alpha Spring. In addition every Lockwood MT5 key will be covered by patent protection well into the future.

There are two levels of security, the base level is the MT5 cylinder that uses a Telescopic Pin and Alpha Spring for restricted security. MT5+ builds on this by adding a locking bar for optimum security and high level master keying capabilities.

### 1. Alpha Spring

At the tip of the key is a revolutionary mobile interacting spring – the Alpha Spring. The Alpha Spring engages a unique pin at the rear of the cylinder mechanism creating another shearline.

## The components of the MT5 Security System include the MT5 Key and the KC5 Key Cutting Machine.



### 2. Telescopic Pin

This new generation product is also based on a new configuration telescopic pin technology.

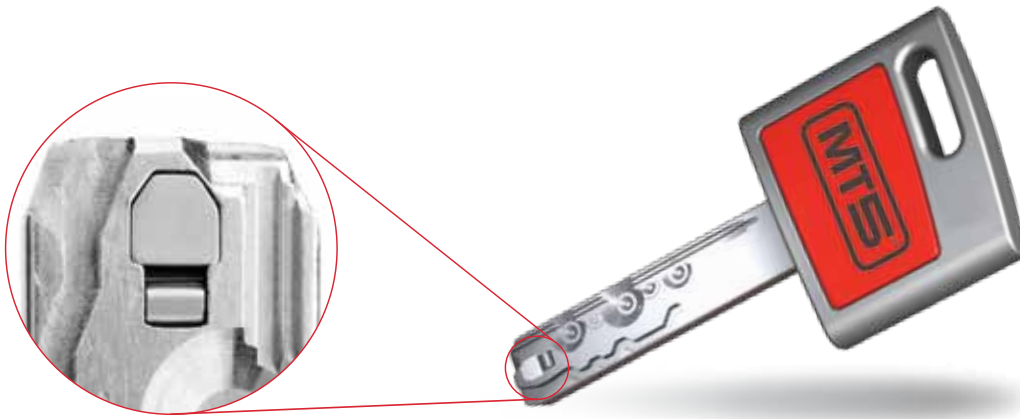
### 3. Locking Bar

The Locking Bar mechanism is the third technology featured in the MT5+ cylinder. Correct alignment of the locking bar pins depends upon the correct combination key being inserted into the cylinder. The milled pattern which runs along the length of the key interacts with the top bar horizontal pins, creating the required shearline.


**For more information on this product visit [lockweb.com.au](http://lockweb.com.au)**

# MT5 Keying Platform

## The MT5 Locking System



Alpha Spring




# MT5 Keying Platform

## Lockwood MT5 Originals are hard to copy

### MT5 Key

All MT5 products have a double-sided unique MT5 key. One set of cuts are for the Telescopic Pin mechanism and the other cut, the milled pattern, is for the Locking Bar in MT5+ products. The MT5+ combination provides enhanced key security and a higher manipulation resistance.



MT5 cylinders with reversible key function. The key always fits, regardless of which direction it enters into the cylinder.



## The KC5 Key Cutting Machine

Lockwood MT5 keys can only be cut through an authorised Lockwood MT5 agent on a dedicated Lockwood KC5 Key Cutting Machine. The super smart KC5 machine is electronically controlled and self calibrating meaning you get a perfect key every time!



The KC5 machine – for a perfect cut key every time!

# GEN6T® Keying Platform



## GEN6T

### Description

The Lockwood range of legally protected keying platforms now includes GEN6T, an evolution of Lockwood's proven Generation Six platform. GEN6T uses the patent protected T Pin, giving legal protection to your restricted key system and offering security with the ability to control your keys.

### Features and Specifications

- Nickel silver keys for strength
- Economical restricted keying platform for key control
- Lockwood proven design and manufacturing quality
- Colour coded inserts for key identification

### Legal Key Control

Key control is fundamental to the security of your building. Legal protection has been afforded to the GEN6T keying platform in the form of patents in a number of countries including Australia and New Zealand.

### Serviced Level System

GEN6T Serviced Level Systems are initially assembled by ASSA ABLOY Australia Pty Ltd.

Once the system has been supplied, the system records are available to be transferred to an approved GEN6T Authorised Service Centre.

### GEN6T Authorised Service Centres

The use of a GEN6T Authorised Service Centre allows local servicing of your key system for day to day requirements. Each system is registered and signatory control applies to additional key requirements.

### Identification of Keys

With a distinctive key head shape, individual keys within a master key system can be easily recognised through the use of colour coded inserts. There are a total of twelve colours to choose from.





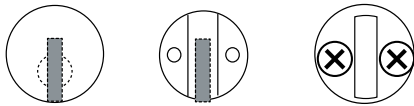
# Cylinders



There are numerous Lockwood cylinder variations available to suit the many different locks available in the Australian market. In pages 11–22 these are shown with detail on dimensions, available cams, finishes and platforms. The diagrams on the following pages have been provided for reference purposes. They are available in various keyways or profiles. For simplicity the keyway has been shown blacked out.

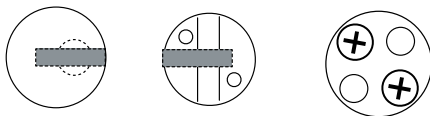
## Standard Inline and GEN6T®

Inline keying systems such as standard keying and GEN6T have the keyway vertical as shown. Where a cam is required it will have the cam screws in a horizontal position.

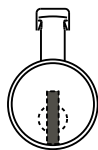


## Lockwood MT5 and MT5+

Lockwood MT5 systems have the keyway horizontal as shown. This also means different cams are required as the cam screws are set diagonally.



# Contents



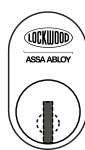
**001 Internal Cylinder**

page 11



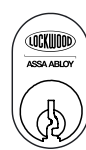
**201 Rim Cylinder**

page 11




**570 Australian Oval Cylinder**

page 12



**570E Modular Base Cylinder & 3700 Dual Access Lower Cylinder**

page 14



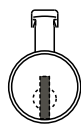
**577 Synergy 3500 Series Dual Access Lower Cylinder**

page 14



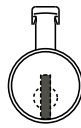
**334 Padlock Cylinder**

page 15



**355 Internal Cylinder**

page 15




**530 Key in Knob Cylinder**

page 16



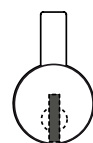
**3500 Series Hold Back Cylinders**

page 16



**8217 Astra Oval Cylinder**

page 17



**8221 "PD" Cylinder**

page 17



**8466 Kawneer Cylinder**

page 18



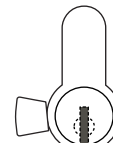
**10000 External Cylinder**

page 18



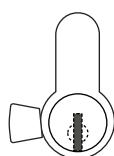
**Nexion® Cylinder**

page 19



**Euro Profile Lazy Cam Double Cylinder - suits Security Door locks**

page 20



**Euro Profile Lazy Cam Cylinder & Turn - suits Security Door locks**

page 20



**Euro Double Cylinder - Fixed Cam**

page 21



**Euro Cylinder and Turn - Fixed Cam**

page 21



**Euro Single Cylinder - Fixed Cam**

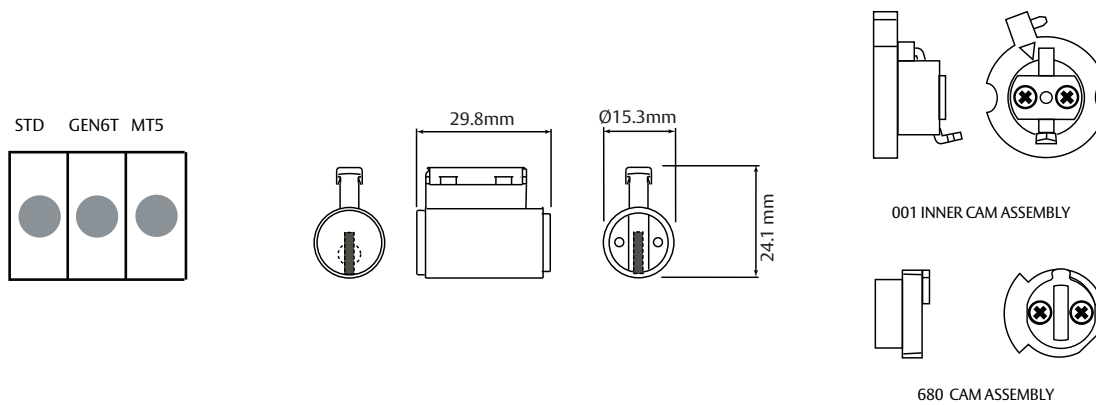
page 22

# Cylinders

## 001 Internal Cylinder

Key System	Part Number	Description	SC	CP	PB
Standard	SP001-3020	001 Inner Cylinder with 001 Cam Assembly	✓	✓	✓
GEN6T	001G6NEIM	001 Inner Cylinder with 001 Cam Assembly	✓	✓	✓
MT5	001MT5/	001 Inner Cylinder with 001 Cam Assembly	✓		
MT5+	001MT5+	001 Inner Cylinder with 001 Cam Assembly	✓		
Standard	SP680-320	680 Cylinder with 680 Cam Assembly	✓		
GEN6T	680G6NEEM	680 Cylinder with 680 Cam Assembly	✓		
MT5	680MT5/	680 Cylinder with 680 Cam Assembly	✓		
MT5+	680MT5+	680 Cylinder with 680 Cam Assembly	✓		

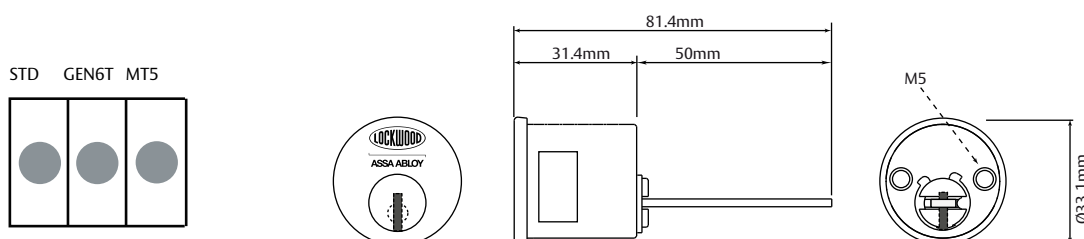
This cylinder is used for the inside of the Lockwood 001 Deadlatch and as the cylinder for the 680 Lockable Patio Bolt. The application and function is dependant on the various cylinder cams shown below.



## 201 Rim Cylinder

Key System	Part Number	Description	SC	CP	PB
Standard	201-252	201 Rim Cylinder with Tail Bar	✓	✓	✓
GEN6T	201G6NREM	201 Rim Cylinder with Tail Bar	✓		
MT5	201MT5/	201 Rim Cylinder with Tail Bar	✓		
MT5+	201MT5+	201 Rim Cylinder with Tail Bar	✓		

This cylinder is used as the external cylinder in a wide range of rimlocks including Lockwood 001, 002, 303, 355, 201, 211, 213 etc.



# Cylinders

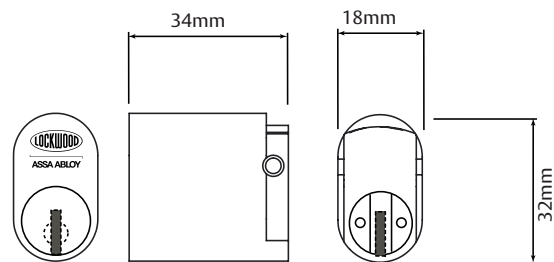
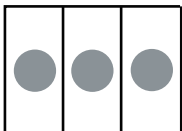
## 570 Australian Oval Cylinder

Key System	Part Number	Description	Finishes		
			SC	CP	PB
Standard	SP3540-2	Oval Cylinder with Rabbit Ear Cam	✓	✓	✓
GEN6T	3540G6NOEM	Oval Cylinder with Rabbit Ear Cam	✓	✓	✓
MT5	3540MT5/	Oval Cylinder with Rabbit Ear Cam	✓		
MT5+	3540MT5+	Oval Cylinder with Rabbit Ear Cam	✓		
Standard	570-2	Oval Cylinder with X Cam	✓	✓	✓
Standard	571-2	Oval Cylinder with Y Cam	✓	✓	✓
Standard	572-2	Oval Cylinder with Z Cam	✓	✓	✓
Standard	575-2	Oval Cylinder with W Cam	✓	✓	✓
Standard	575-52	Oval Cylinder with M Cam	✓	✓	✓
Standard	570C4/V	Oval Cylinder with V Cam	✓	✓	✓
Standard	570C4/X7	Oval Cylinder with X7 Cam	✓	✓	✓
GEN6T	570G6MOEM	Oval Cylinder with M Cam	✓	✓	✓
GEN6T	570G6WOEM	Oval Cylinder with W Cam	✓	✓	✓
GEN6T	570G6XOEM	Oval Cylinder with X Cam	✓	✓	✓
GEN6T	570G6YOEM	Oval Cylinder with Y Cam	✓	✓	✓
GEN6T	570G6ZOEM	Oval Cylinder with Z Cam	✓	✓	✓
GEN6T	570G6VOEM	Oval Cylinder with V Cam	✓	✓	✓
GEN6T	570G6X7OEM	Oval Cylinder with X7 Cam	✓	✓	✓
MT5	570MT5/M	Oval Cylinder with M Cam	✓		
MT5	570MT5/W	Oval Cylinder with W Cam	✓		
MT5	570MT5/X	Oval Cylinder with X Cam	✓		
MT5	570MT5/Y	Oval Cylinder with Y Cam	✓		
MT5	570MT5/Z	Oval Cylinder with Z Cam	✓		
MT5	570MT5/V	Oval Cylinder with V Cam	✓		
MT5	570MT5/X7	Oval Cylinder with X7 Cam	✓		
MT5+	570MT5+M	Oval Cylinder with M Cam	✓		
MT5+	570MT5+W	Oval Cylinder with W Cam	✓		
MT5+	570MT5+X	Oval Cylinder with X Cam	✓		
MT5+	570MT5+Y	Oval Cylinder with Y Cam	✓		
MT5+	570MT5+Z	Oval Cylinder with Z Cam	✓		
MT5+	570MT5+V	Oval Cylinder with V Cam	✓		
MT5+	570MT5+X7	Oval Cylinder with X7 Cam	✓		

This cylinder is used on Lockwood Cylinder Mortice Locks such as the 3770 Series and 3570 Series (3772, 3572 etc.), 3780 and 3580 Series (3782, 3582 etc.). The lock application and function is dependant on the various cylinder cams shown below.

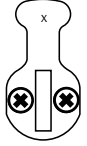
Various extended length cylinders are also available.

STD GEN6T MT5



# Cylinders

## Standard Cams



"X" CAM  
SP570-18ZP



"Y" CAM  
SP571-18ZP



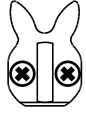
"Z" CAM  
SP572-18ZP



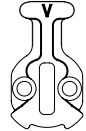
"W" CAM  
SP575-18ZP



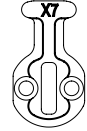
"M" CAM  
W cam mounted  
upside down



"RABBIT EAR" CAM  
SP3540-815ZP



"V" CAM  
SP3700/VCAM

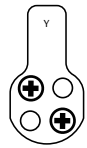


"X7" CAM  
SP3700/X7CAM

## MT5 Cams



"M-X" CAM  
CMT5/C570X



"M-Y" CAM  
CMT5/C570Y



"M-Z" CAM  
CMT5/C570Z



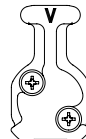
"M-W" CAM  
CMT5/C570W



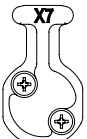
"M" CAM  
W cam mounted  
upside down



"M-RABBIT EAR" CAM  
CMT5/C590R



"V" CAM  
CMT5/C570V



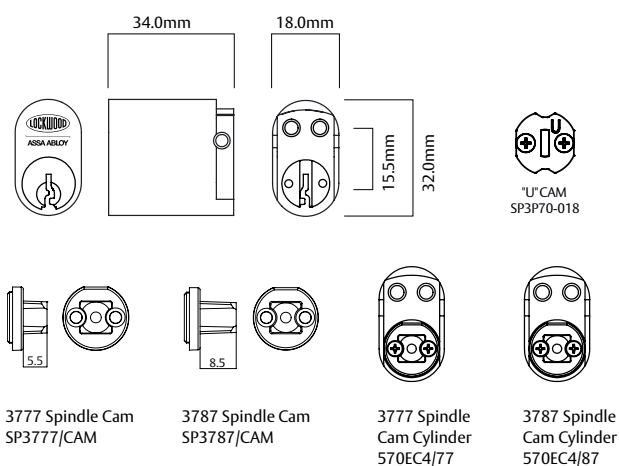
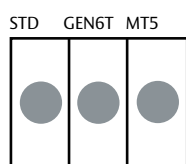
"X7" CAM  
CMT5/C570X7

# Cylinders

## 570E Modular Base Cylinder & 3700 Dual Access Lower Cylinder

Key System	Part Number	Description	SC	CP	PB
Standard	570E/	570E Modular Base Cylinder	✓	✓	✓
Standard	570EC4/77	3777 Dual Access Lower Cylinder	✓	✓	✓
Standard	570EC4/87	3787 Dual Access Lower Cylinder	✓	✓	✓
GEN6T	570EG6/	570E Modular Base Cylinder	✓	✓	✓
GEN6T	570EG6/77	3777 Dual Access Lower Cylinder	✓	✓	✓
GEN6T	570EG6/87	3787 Dual Access Lower Cylinder	✓	✓	✓
MT5+	570MT5+/	570E Modular Base Cylinder	✓		
MT5+	570MT5+77	3777 Dual Access Lower Cylinder	✓		
MT5+	570MT5+87	3787 Dual Access Lower Cylinder	✓		

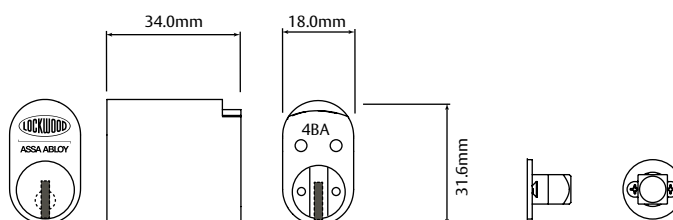
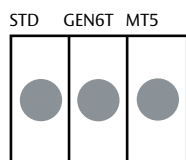
This cylinder is used as both the Modular Base cylinder and the bottom cylinder in the Lockwood 3700 Series Dual Entry Mortice Lock.



## 577 Synergy 3500 Series Dual Access Lower Cylinder

Key System	Part Number	Description	SC	CP	PB
Standard	577-2	577 Cylinder with Standard Cam	✓	✓	✓
GEN6T	577G6NOEM	577 Cylinder with Standard Cam	✓	✓	✓
MT5	577MT5/	577 Cylinder with Standard Cam	✓		
MT5+	577MT5+	577 Cylinder with Standard Cam	✓		

This cylinder is used as the bottom cylinder in the Lockwood 3577 Dual Entry Mortice Lock.

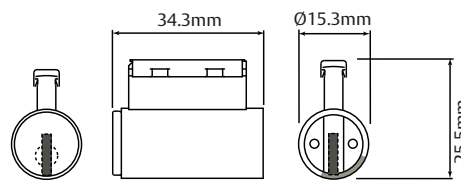
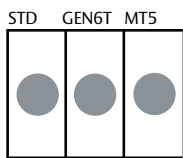


# Cylinders

## 334 Padlock Cylinder

Key System	Part Number	Description	SC	CP	PB
GEN6T	334BG6NEEM	355 Inner Cylinder with Cam	✓		
MT5	334MT5/	355 Inner Cylinder with Cam	✓		
MT5+	334MT5+	355 Inner Cylinder with Cam	✓		

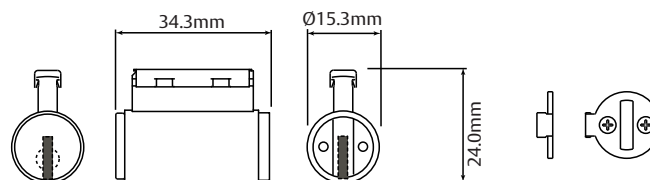
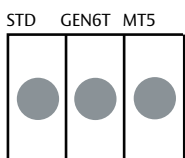
This cylinder is used for the Lockwood 334 range of padlocks and various other re-keyable padlocks. Utilises the 570 barrel (inline systems).



## 355 Internal Cylinder

Key System	Part Number	Description	SC	CP	PB
Standard	SP355-120	355 Inner Cylinder with Cam	✓		
GEN6T	355G6NEIM	355 Inner Cylinder with Cam	✓		
MT5	355MT5/	355 Inner Cylinder with Cam	✓		
MT5+	355MT5+	355 Inner Cylinder with Cam	✓		

This cylinder is used for the inside of the Lockwood 355 Deadlock. Utilises the 570 barrel (inline systems).

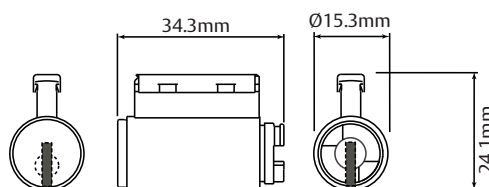
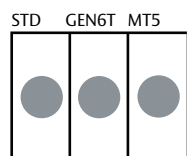


# Cylinders

## 530 Key in Knob Cylinder

Key System	Part Number	Description	SC	CP	PB
Standard	530-20	530 Cylinder	✓		
GEN6T	530G6NEEM	530 Cylinder	✓		
MT5	530MT5/	530 Cylinder	✓		
MT5+	530MT5+	530 Cylinder	✓		

This cylinder is used in the Lockwood 530 Series Key in Knob Locksets and the 930/950 Series Key in Lever Locksets. Also used in the Lockwood 301 Padlock.

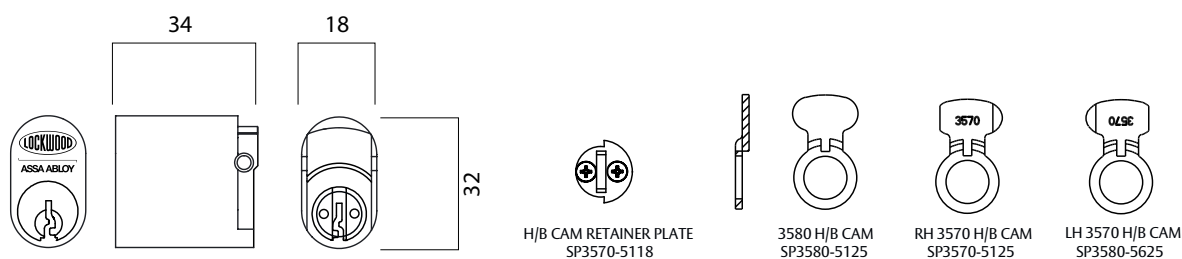
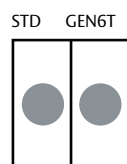


## 3500 Series Hold Back Cylinders

Key System	Part Number	Description	SC	CP	PB
Standard	3570-2402	3570 Synergy Hold Back Cylinder R/Hand	✓	✓	✓
Standard	3570-2452	3570 Synergy Hold Back Cylinder L/Hand	✓	✓	✓
Standard	3580-2402	3580 Synergy Hold Back Cylinder R/Hand	✓	✓	✓
Standard	3580-2452	3580 Synergy Hold Back Cylinder L/Hand	✓	✓	✓
GEN6T	3570G6ROEM	3570 Synergy Hold Back Cylinder R/Hand	✓	✓	✓
GEN6T	3570G6LOEM	3570 Synergy Hold Back Cylinder L/Hand	✓	✓	✓
GEN6T	3580G6ROEM	3580 Synergy Hold Back Cylinder R/Hand	✓	✓	✓
GEN6T	3580G6LOEM	3580 Synergy Hold Back Cylinder L/Hand	✓	✓	✓

**NOTE:** A hold back adaptor is available to suit MT5 Modular Base Cylinders

This cylinder is used as the holdback cylinder for Lockwood Synergy 3500 Series Mortice Locks



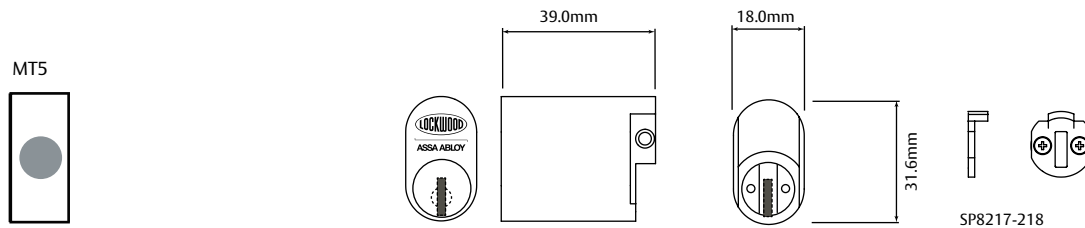


# Cylinders

## 8217 Astra Oval Cylinder

Key System	Part Number	Description	SC	CP	PB
Standard	8217-5	Astra Oval with Standard Cam	✓		
GEN6T	8217G6NOEM	Astra Oval with Standard Cam	✓		
MT5	8217MT5/	Astra Oval with Standard Cam	✓		
MT5+	8217MT5+	Astra Oval with Standard Cam	✓		

This cylinder is used for Astra Mortice Locks.

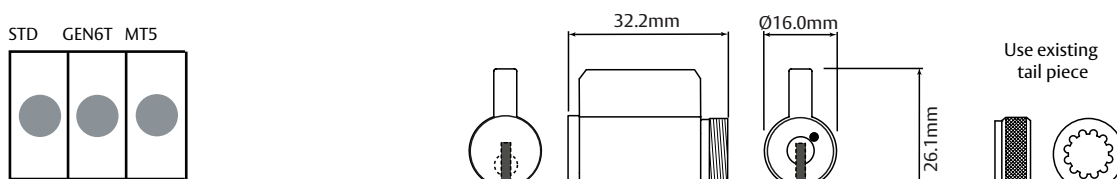


## 8221 "PD" Cylinder

Key System	Part Number	Description	SC	CP	PB
Standard	8221-102	PD Cylinder - * Use Existing Cam from Lock	✓		
GEN6T	8221G6NEEM	PD Cylinder - * Use Existing Cam from Lock	✓		
MT5	8221MT5/	PD Cylinder - * Use Existing Cam from Lock	✓		
MT5+	8221MT5+	PD Cylinder - * Use Existing Cam from Lock	✓		

This cylinder is used in Lockwood 7105 and 7108 Symmetry Deadbolts, Yale Commercial Key in Knob Locksets, and the outside of the Lockwood Onyx Sliding Patio Door Lock. Also used in many other imported locksets.

Various tail pieces can be fitted to this cylinder. Due to the variety available the tail piece from the existing lockset will be required to be fitted to this cylinder.



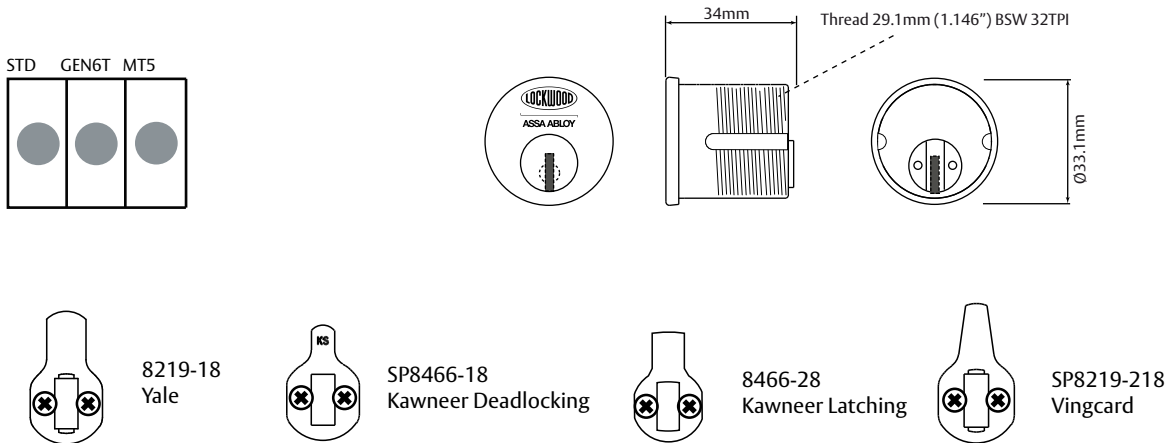
# Cylinders

## 8466 Kawneer Cylinder

Key System	Part Number	Description	SC	CP	PB
Standard	8466-1	Kawneer Cylinder with 8466-18 Cam	✓		
GEN6T	8466G6KREM	Kawneer Cylinder with 8466-18 Cam	✓		
MT5	8466MT5/	Kawneer Cylinder with 8466-18 Cam	✓		
MT5+	8466MT5+	Kawneer Cylinder with 8466-18 Cam	✓		

This cylinder is used in many imported locks. The cylinder is screwed into the mortice lock and then retained by a grub screw. It is important to check the thread pitch for compatibility. This cylinder comes with the 8466-18 Deadlocking Cam. Other cams are available separately.

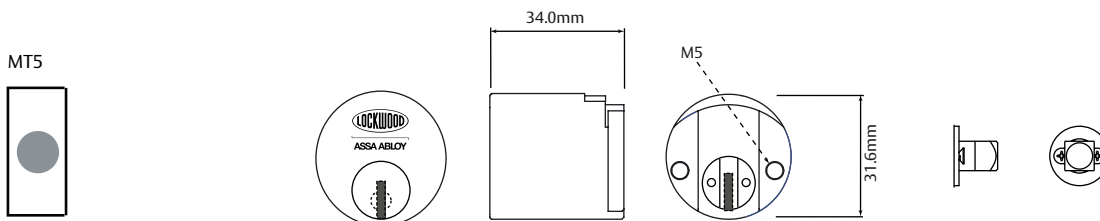
Various other tail pieces can be fitted to this cylinder. Due to the variety available the tail piece from the existing lockset may be required to be fitted to this cylinder.



## 10000 External Cylinder

Key System	Part Number	Description	SC	CP	PB
MT5	10000MT5/	Digital Override Cylinder with Cam Assembly	✓		
MT5+	10000MT5+	Digital Override Cylinder with Cam Assembly	✓		

This cylinder is used as the external override cylinder on Lockwood Mechanical Digital Locksets.

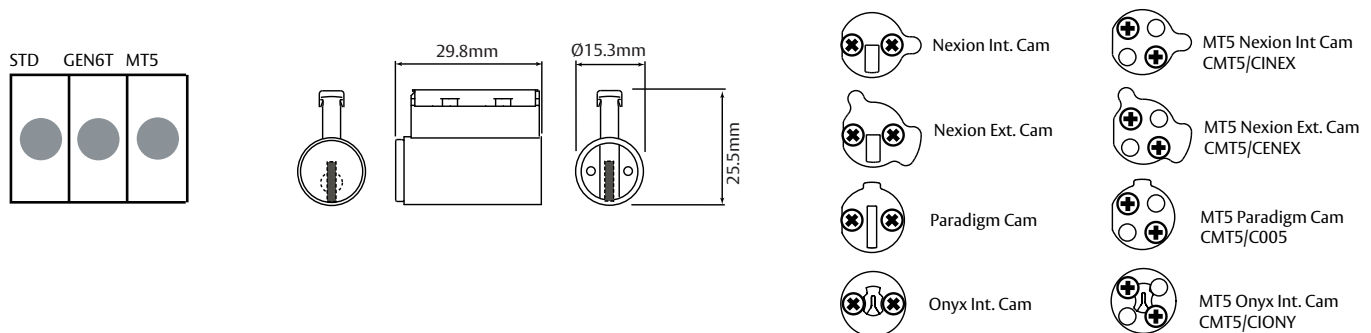


# Cylinders

## Nexion® Cylinder

Key System	Part Number	Description	SC	CP	PB
Standard	EV22/20	Paradigm Double Cylinder with Paradigm Cam	✓	✓	✓
GEN6T	EV22G6NEDM	Paradigm Double Cylinder with Paradigm Cam	✓	✓	✓
MT5	005MT5/	Paradigm Single Cylinder with Paradigm Cam	✓		
MT5+	005MT5+	Paradigm Single Cylinder with Paradigm Cam	✓		
Standard	NX8/2	Nexion Double Cylinder with Nexion Cam	✓	✓	✓
GEN6T	NEXG6NEEM	Nexion External Cylinder with Nexion Cam	✓	✓	✓
GEN6T	NEXG6NEIM	Nexion Internal Cylinder with Nexion Cam	✓	✓	✓
MT5	NEXMT5/E	Nexion External Cylinder with Nexion Cam	✓		
MT5	NEXMT5/I	Nexion Internal Cylinder with Nexion Cam	✓		
MT5+	NEXMT5+E	Nexion External Cylinder with Nexion Cam	✓		
MT5+	NEXMT5+I	Nexion Internal Cylinder with Nexion Cam	✓		
Standard	9A-CYL521	Onyx Internal Cylinder	✓		
MT5	ONYMT5/I	Onyx Internal Cylinder	✓		
MT5+	ONYMT5+I	Onyx Internal Cylinder	✓		

This cylinder is a tall top chamber cylinder utilising the 001 barrel (inline systems). Used for Lockwood 005 Paradigm Deadbolt, Nexion Locksets and the inside on the Onyx Sliding Patio Door Lock. The lock application and function is dependant on the various cylinder cams shown below.

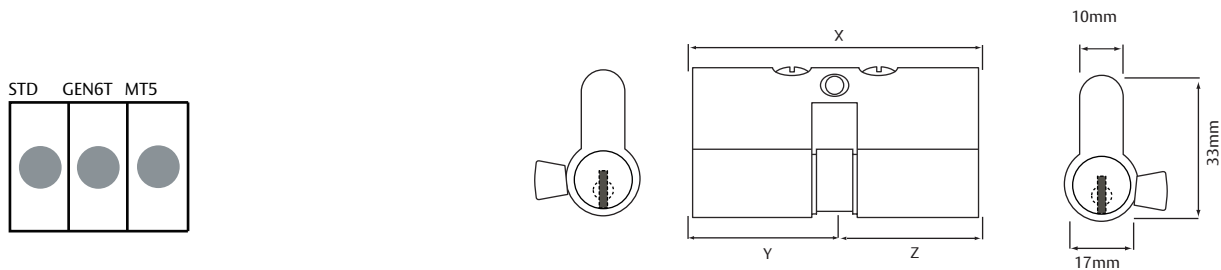


# Cylinders

## Euro Profile Lazy Cam Double Cylinder - suits Security Door locks

Key System	Part Number	Description	X	Y	Z	SC	CP	PB
Standard	8650-2	Double Euro Cylinder with Lazy Cam (5 pin)	62.6	31.3	31.3		✓	
Standard	9555-302	Double Euro Cylinder with Lazy Cam	70	35	35		✓	
GEN6T	9555-3G6NSDM	Double Euro Cylinder with Lazy Cam	66	35	35		✓	
MT5	EURMT5/LD	Double Euro Cylinder with Lazy Cam	66	33	33		✓	
MT5+	EURMT5+LD	Double Euro Cylinder with Lazy Cam	66	33	33		✓	

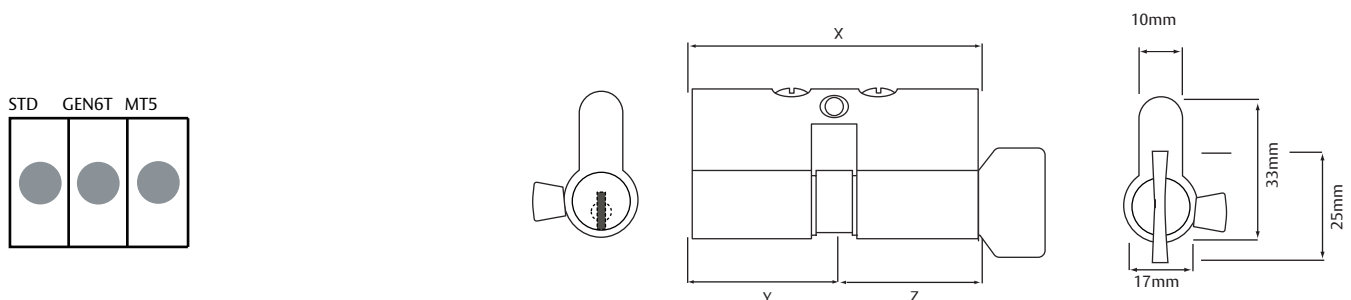
Used in various security door locks including Lockwood 8653, Whitco Tasman and Leichhardt Locksets. Retainer screw is 3/16" BSW thread and 32mm long.



## Euro Profile Lazy Cam Cylinder & Turn - suits Security Door locks

Key System	Part Number	Description	X	Y	Z	SC	CP	PB
Standard	9555-402L	Cylinder and Turn Euro with Lazy Cam L/H	70	35	35		✓	
Standard	9555-402R	Cylinder and Turn Euro with Lazy Cam R/H	70	35	35		✓	
GEN6T	9555-4G6LSTM	Cylinder and Turn Euro with Lazy Cam L/H	70	35	35		✓	
GEN6T	9555-4G6RSTM	Cylinder and Turn Euro with Lazy Cam R/H	70	35	35		✓	
MT5	EURMT5/LLT	Cylinder and Turn Euro with Lazy Cam L/H	66	33	33		✓	
MT5	EURMT5/LRT	Cylinder and Turn Euro with Lazy Cam R/H	66	33	33		✓	
MT5+	EURMT5+LLT	Cylinder and Turn Euro with Lazy Cam L/H	66	33	33		✓	
MT5+	EURMT5+LRT	Cylinder and Turn Euro with Lazy Cam R/H	66	33	33		✓	

Used in various security door locks including Lockwood 8653, Whitco Tasman and Leichhardt Locksets. Retainer screw is 3/16" BSW thread and 32mm long.

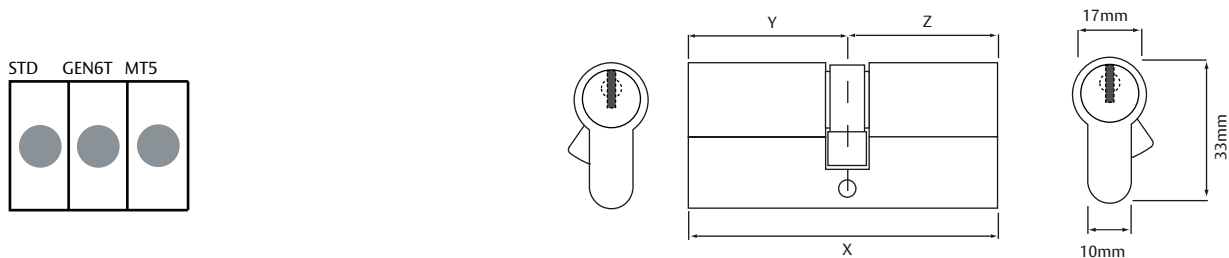


# Cylinders

## Euro Double Cylinder - Fixed Cam

Key System	Part Number	Description	X	Y	Z	SC	CP	PB
Standard	9555-102	Double Cylinder Euro with Fix Cam	70	35	35		✓	
GEN6T	9555-1G6NSDM	Double Cylinder Euro with Fix Cam	70	35	35		✓	
MT5	EURMT5/FD	Double Cylinder Euro with Fix Cam	66	33	33		✓	
MT5+	EURMT5+FD	Double Cylinder Euro with Fix Cam	66	33	33		✓	

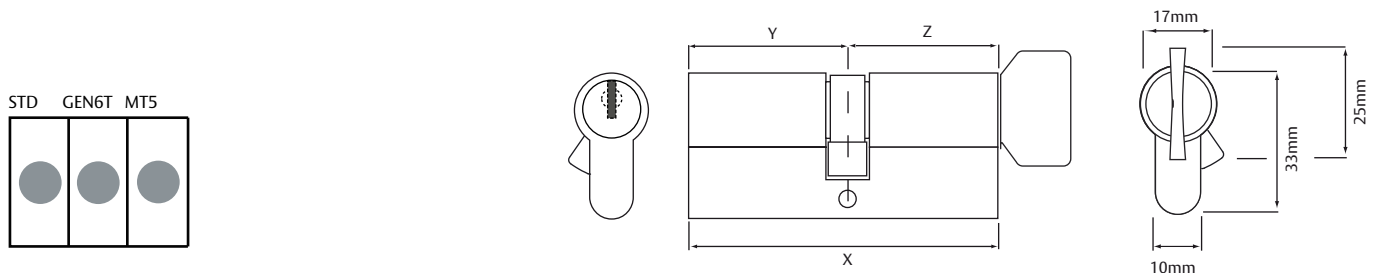
Used in many Euro style mortice locks including Lockwood Optimum and Defender Mortice Locks. Retainer screw is M5 thread.



## Euro Cylinder and Turn - Fixed Cam

Key System	Part Number	Description	X	Y	Z	SC	CP	PB
Standard	9555-202	Cylinder and Turn Euro with Fix Cam	70	35	35		✓	
GEN6T	9555-2G6NSTM	Cylinder and Turn Euro with Fix Cam	70	35	35		✓	
MT5	EURMT5/FT	Cylinder and Turn Euro with Fix Cam	66	33	33		✓	
MT5+	EURMT5+FT	Cylinder and Turn Euro with Fix Cam	66	33	33		✓	

Used in many Euro style mortice locks including Lockwood Optimum and Defender Mortice Locks. Retainer screw is M5 thread.

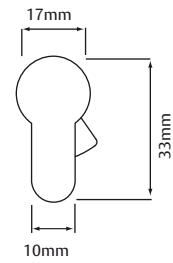
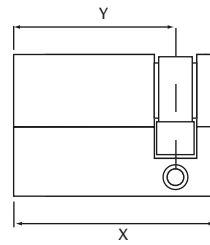
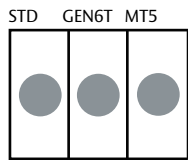


# Cylinders

## Euro Single Cylinder - Fixed Cam

Key System	Part Number	Description	X	Y	Z	SC	CP	PB
Standard	9555-502	Cylinder and Turn Euro with Fix Cam	45	35			✓	
GEN6T	9555-5G6NSEM	Cylinder and Turn Euro with Fix Cam	45	35			✓	
MT5	EURMT5/FS	Cylinder and Turn Euro with Fix Cam	42.4	33			✓	
MT5+	EURMT5+FS	Cylinder and Turn Euro with Fix Cam	42.4	33			✓	

Used in many Euro style mortice locks including Lockwood Optimum and Defender Mortice Locks. Retainer screw is M5 thread.



# Modular Cylinder Extensions



The Lockwood's new Modular Cylinder Extensions provide a simple and effective method of producing an extended cylinder. The onsite flexibility of this solution will save both time and money in all applications where extended cylinders are required.

Extended cylinders are often required where a door thickness of 50mm or greater, or when the mortice lock is mounted off centre in the door. The extra length in the cylinder is required to bring the face of the cylinder out from the door and escutcheon to enable use of the key.

Virtually any length cylinder can be made by stacking as many or as few extension pieces as required together and screwing them into the back of a special extended cylinder base.

The desired cam required for the special lock function is attached to the end of the extended cylinder and then it is ready for installation.

## Cylinder

A special extended base cylinder is required as it has two tapped holes in the back of the cylinder to accept the assembly screws to retain the extension kits. These cylinders use the standard 570 type barrel. These

extended base cylinders are available in standard and Lockwood MT5+® Keying Systems with a universal barrel adaptor to drive the barrel extensions found in the extension kits.

## Extension Kits

There are three different size extension kits that can be mixed and matched with the extended cylinder base to make up the desired length cylinder. They come in 7mm, 10mm and 24mm sizes. Each kit comes complete with the cylinder extension, barrel extension and universal barrel adaptor screwed to the barrel extension. Once the cylinder is assembled the rear barrel adaptor is removed and the standard locking cam (X, Z, Y, etc.) is fitted to operate the mortice lock.

## Assembly Screws

There are four lengths of assembly screws that are available to hold the extension kit/s to the extended base cylinder, depending on the overall length required.

## How to Order

You will need to order the extended base cylinder (in the required keying system), the extension kit or kits needed to make up the cylinder length and the assembly screws to hold the extension kits to the extended base cylinder. The end cam will then need to be changed for the required cam needed for the function of the mortice lock.

# Modular Cylinder Extensions

## Assembled product Standard

Part Number	Description
570E/SC	Extended Base Cylinder with "U" cam "C4" profile, keyed to differ with 2 keys
570E/50USC	50mm Extended Cylinder assembly with "U" cam. "C4" profile, keyed to differ with 2 keys
570E/65USC	65mm Extended Cylinder assembly with "U" cam. "C4" profile, keyed to differ with 2 keys

### Note:

For other cylinder cam variants the end "U" cam can be removed and the required cam fitted. These additional cams are to be ordered separately.



## Assembled product GEN6T

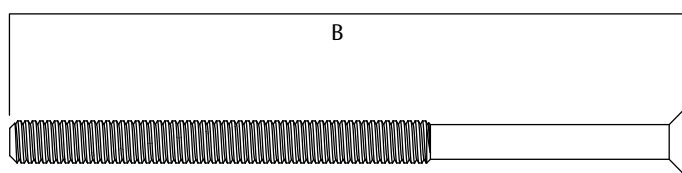
Part Number	Description
570EG6/SC	Extended Base Cylinder with "U" cam. GEN6T restricted profile, no keys
570EG6/50USC	50mm Extended Cylinder assembly with "U" cam. GEN6T restricted profile, no keys
570EG6/65USC	65mm Extended Cylinder assembly with "U" cam. GEN6T restricted profile, no keys

## Assembled product MT5+

Part Number	Description
570EMT5+/SC	Extended Base Cylinder with "U" cam.
570EMT5+/50USC	50mm Extended Cylinder assembly with "U" cam. MT5+ restricted profile, no keys
570EMT5+/65USC	65mm Extended Cylinder assembly with "U" cam. MT5+ restricted profile, no keys

## Screws

Part Number	Pack Size	Length (B)	Min – Max Extension (mm) If screw uncut
SRWM4-32SS	10	32	7 – 24
SRWM4-42SS	10	42	14 – 36
SRWAM4-65SS	10	65	37 – 58
SRWAM4-75SS	10	75	47 – 68



Screws are available in following sizes which can be cut and deburred to the desired length.

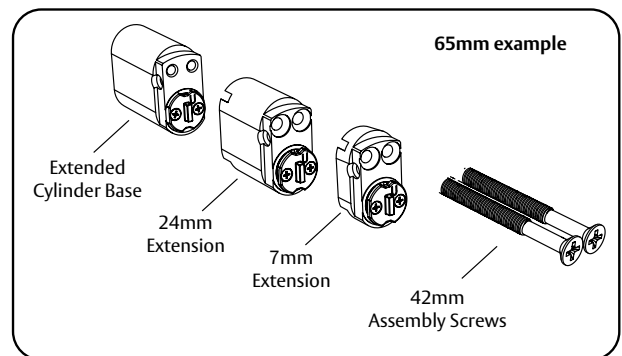
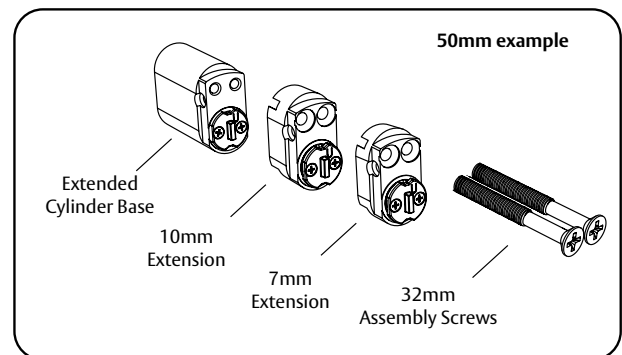
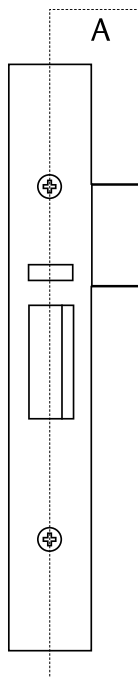


# Modular Cylinder Extensions

## Cylinder Extension Guide

Overall Cylinder Length Required	Cylinder Projection (A)*	Door Thickness		Extended Base Cylinder	7mm Extension Kit	10mm Extension Kit	24mm Extension Kit	32mm Assembly Screw	42mm Assembly Screw	65mm Assembly Screw
34	37	35	49				Standard Mortice Cylinder			
41	44	49	63	1	1			2		
50	54	63	83	1	1	1		2		
61	64	83	103	1	1	2			2	
65	68	93	98	1	1		1		2	
72	75	103	123	1	2		1			2
82	85	123	143	1			2			2
92	95	143	163	1		1	2			2

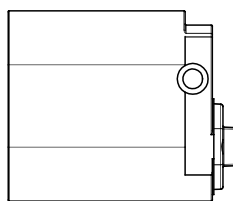
\*Cylinder projection is based Selector Series Mortice Lock, Synergy Series Mortice lock projections are 1mm less.



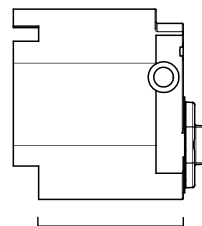
## Extension Kits

Part Number	Pack Size	Description
570/EXT07	5	7mm Extension Kit
570/EXT10	5	10mm Extension Kit
570/EXT24	5	24mm Extension Kit

Extended Cylinder Base

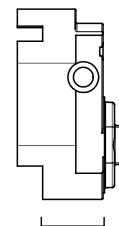


Part No. 570/EXT24



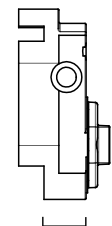
24mm Extension

Part No. 570/EXT10



10mm Extension

Part No. 570/EXT07



7mm Extension



**ASSA ABLOY**

**Lockwood** is the leading brand in the Australian locking industry. With an established reputation for high quality products, this iconic brand provides a wide range of locking solutions to residential housing, commercial, semi-commercial, building and industrial application markets. Lockwood is supported by an extensive distribution and after-sales support network. Our customers include retailers, architects, trade and industrial personnel, locksmiths and security dealers.

**ASSA ABLOY** is the global leader in door opening solutions, dedicated to satisfying end-user needs for security, safety and convenience.

**ASSA ABLOY** is represented in all major regions, in both mature and emerging markets, with leading positions in Australia, Europe and North America.

**25YEAR**

**MECHANICAL  
WARRANTY**

#### **The Lockwood 25 Year Mechanical Warranty**

Our belief that we manufacture the finest premium products available in today's market place is backed by the Lockwood 25 Year Mechanical Warranty, ensuring that Lockwood continues to keep Australians safe by delivering security and peace of mind.

For warranty terms and conditions, please visit [www.lockweb.com.au](http://www.lockweb.com.au) or call **1300WARRANTY**



**AUS LOCK & SAFE COMPANY**  
**PH: (03) 9315 5900**

[www.auslock.com.au](http://www.auslock.com.au) / email: [sales@auslock.com.au](mailto:sales@auslock.com.au)